



Activity Survey 2025

The Crossley Heath School

School Name
The Crossley Heath School

Activity Survey 2025

Status Grouping	Count	% GT
<input type="checkbox"/> Education	176	99.44%
A Level	172	97.18%
Level 1	1	0.56%
Level 2	1	0.56%
Level 3	1	0.56%
T Level	1	0.56%
<input type="checkbox"/> NEET Group	1	0.56%
NEET - Seeking EET	1	0.56%
Total	177	100.00%

Activity Survey 2024

Status Grouping	Count	% GT
<input type="checkbox"/> Education	179	100.00%
A Level	170	94.97%
Level 2	1	0.56%
Level 3	7	3.91%
T Level	1	0.56%
Total	179	100.00%

Activity Survey 2023

Status Grouping	Count	% GT
<input type="checkbox"/> Education	176	97.78%
A Level	167	92.78%
Level 3	8	4.44%
T Level	1	0.56%
<input type="checkbox"/> Employment and Training	3	1.67%
Apprenticeship	3	1.67%
<input type="checkbox"/> NEET Group	1	0.56%
NEET Not available to labour market/learning - illness	1	0.56%
Total	180	100.00%

Activity Survey 2022

Status Grouping	Count	% GT
<input type="checkbox"/> Education	183	99.46%
A Level	1	0.54%
GCSE	166	90.22%
Level 2	1	0.54%
Level 3	13	7.07%
<input type="checkbox"/> Employment and Training	1	0.54%
Apprenticeship	1	0.54%
Total	184	100.00%

Activity Survey Destination Measure	Count	% GT
Meeting the Duty	176	99.44%
Not Meeting the Duty	1	0.56%
Total	177	100.00%

Activity Survey Destination Measure	Count	% GT
Meeting the Duty	179	100.00%
Total	179	100.00%

Activity Survey Destination Measure	Count	% GT
Meeting the Duty	179	99.44%
Temporary Break	1	0.56%
Total	180	100.00%

Activity Survey Destination Measure	Count	% GT
Meeting the Duty	184	100.00%
Total	184	100.00%

School Name

The Crossley Heath School



2025 Pupil Premium Destinations: The Crossley Heath School

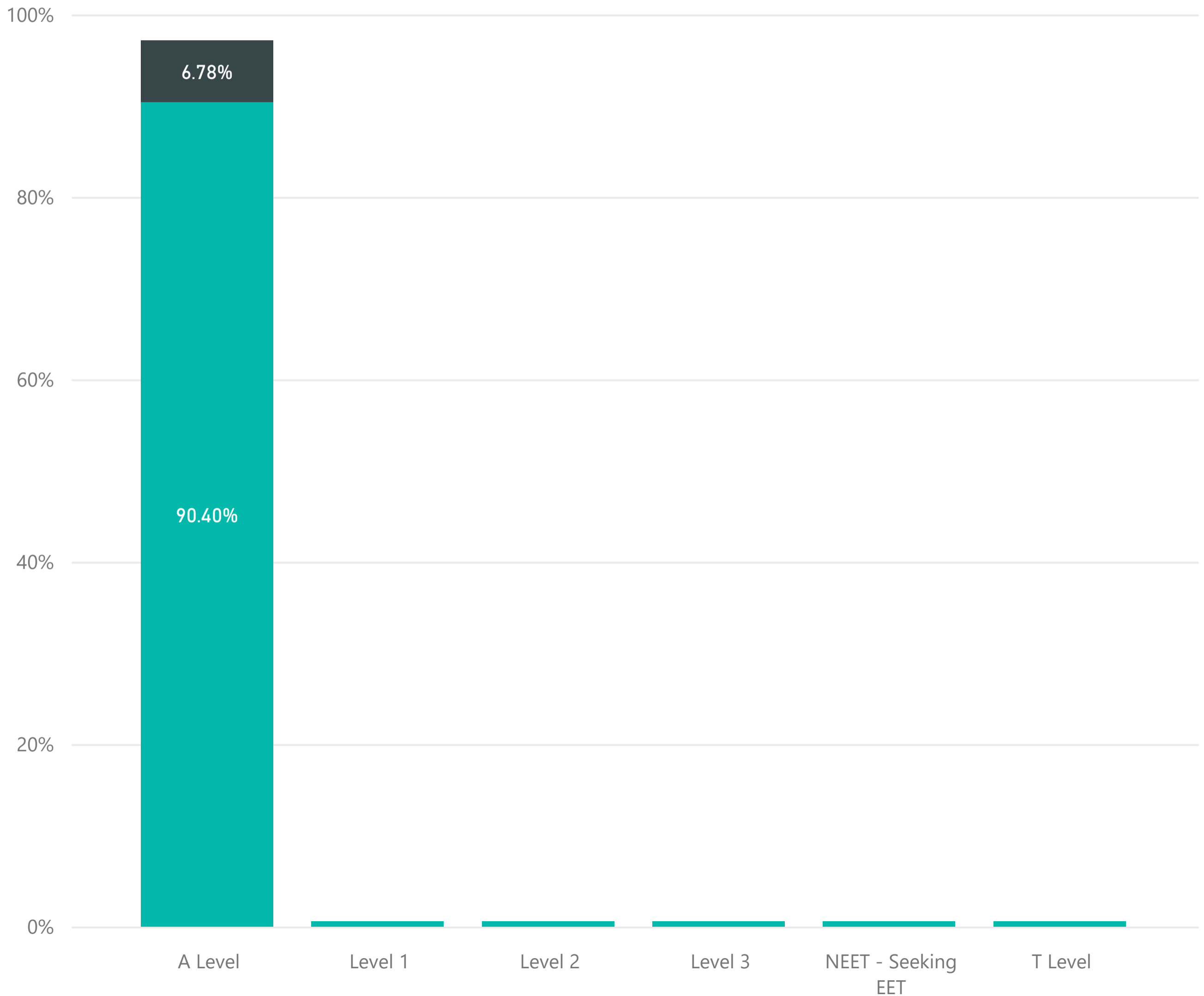


Pupil Premium Destinations

Pupil Premium Destination	No		Yes		Total	
	Count	%	Count	%	Count	%
A Level	160	96.97%	12	100.00%	172	97.18%
Level 1	1	0.61%			1	0.56%
Level 2	1	0.61%			1	0.56%
Level 3	1	0.61%			1	0.56%
NEET - Seeking EET	1	0.61%			1	0.56%
T Level	1	0.61%			1	0.56%
Total	165	100.00%	12	100.00%	177	100.00%

Pupil Premium Destinations

Pupil Premium ● No ● Yes



Participation

Pupil Premium Activity Survey Destination Measure	No		Yes		Total	
	Count	%	Count	%	Count	%
Meeting the Duty	164	99.39%	12	100.00%	176	99.44%
Not Meeting the Duty	1	0.61%			1	0.56%
Total	165	100.00%	12	100.00%	177	100.00%

School Name

The Crossley Heath School

2025 Pupil Premium Destinations: The Crossley Heath School

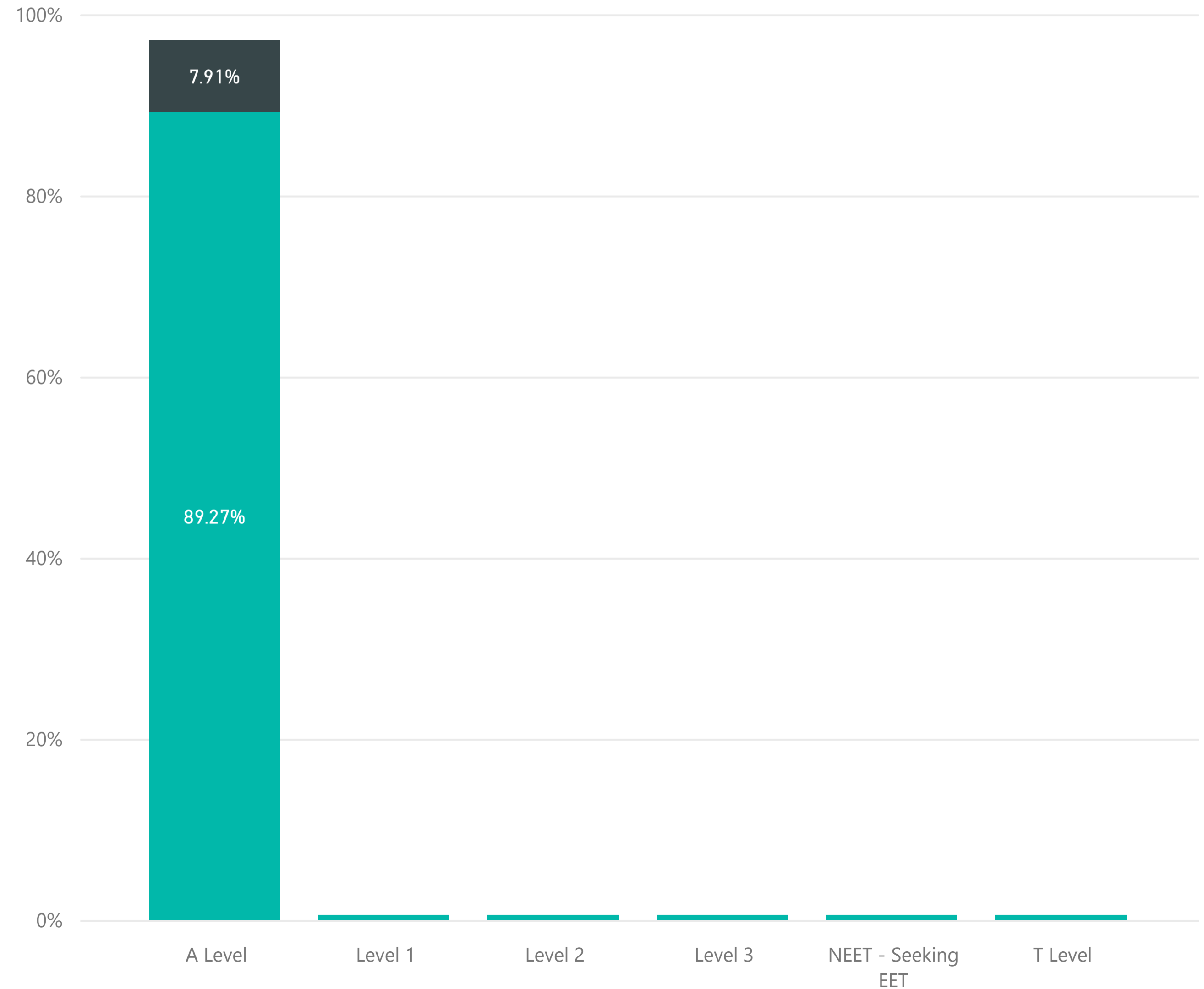


Free School Meals

Free School Meals Destination	No Count	%	Yes Count	%	Total Count	%
A Level	158	96.93%	14	100.00%	172	97.18%
Level 1	1	0.61%			1	0.56%
Level 2	1	0.61%			1	0.56%
Level 3	1	0.61%			1	0.56%
NEET - Seeking EET	1	0.61%			1	0.56%
T Level	1	0.61%			1	0.56%
Total	163	100.00%	14	100.00%	177	100.00%

Free School Meals

Free School Meals ● No ● Yes



Participation

Free School Meals Activity Survey Destination Measure	No Count	%	Yes Count	%	Total Count	%
Meeting the Duty	162	99.39%	14	100.00%	176	99.44%
Not Meeting the Duty	1	0.61%			1	0.56%
Total	163	100.00%	14	100.00%	177	100.00%

School Name

The Crossley Heath School



2025 SEN Destinations: The Crossley Heath School

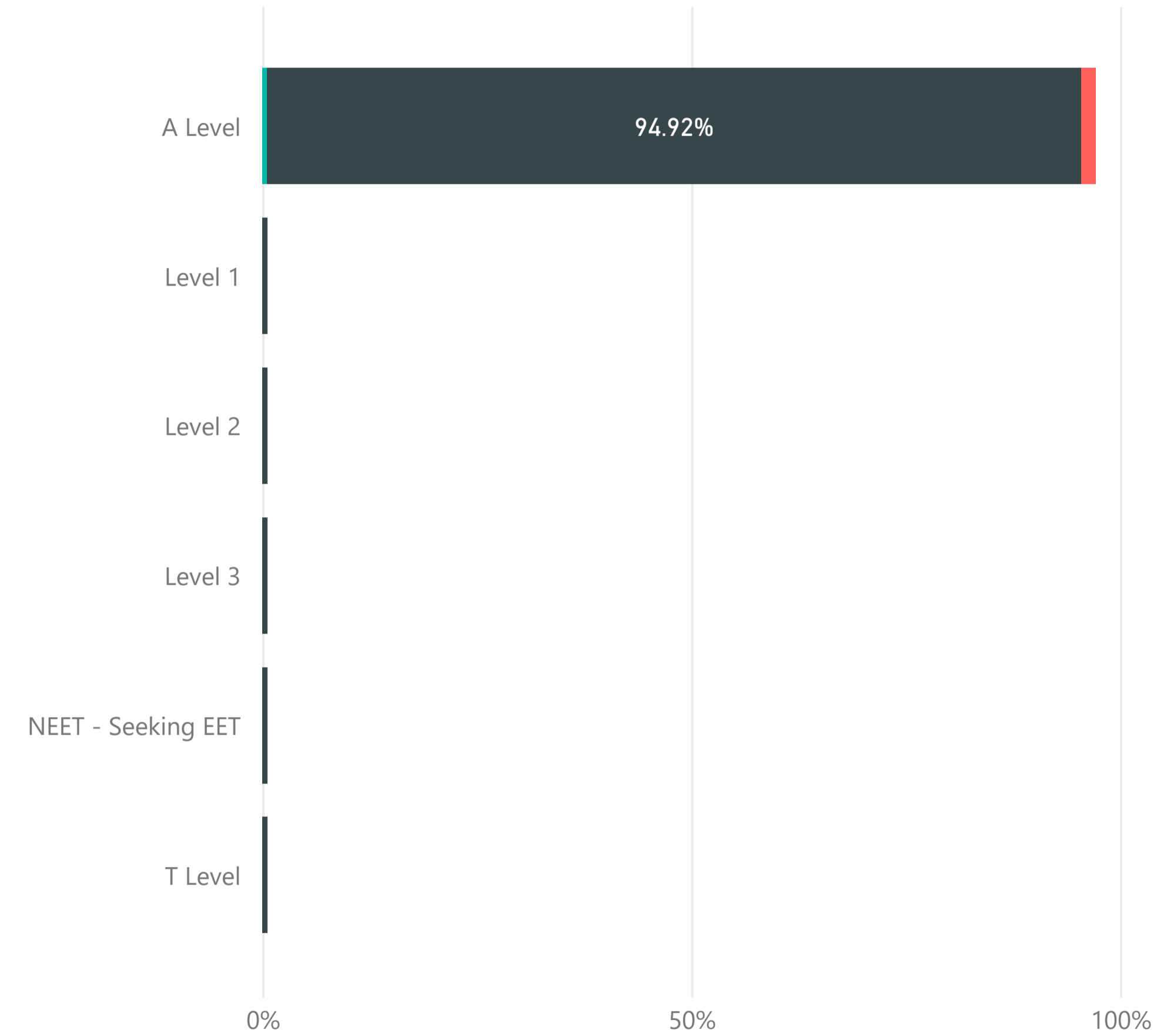


SEN Destinations

SEND Grouping Destination	EHCP		No SEND		SEN Support		Total	
	Count	%	Count	%	Count	%	Count	%
A Level	1	100.00%	168	97.11%	3	100.00%	172	97.18%
Level 1			1	0.58%			1	0.56%
Level 2			1	0.58%			1	0.56%
Level 3			1	0.58%			1	0.56%
NEET - Seeking EET			1	0.58%			1	0.56%
T Level			1	0.58%			1	0.56%
Total	1	100.00%	173	100.00%	3	100.00%	177	100.00%

SEN Destinations

SEND Grouping ● EHCP ● No SEND ● SEN Support





2025 Gender by Destination: The Crossley Heath School

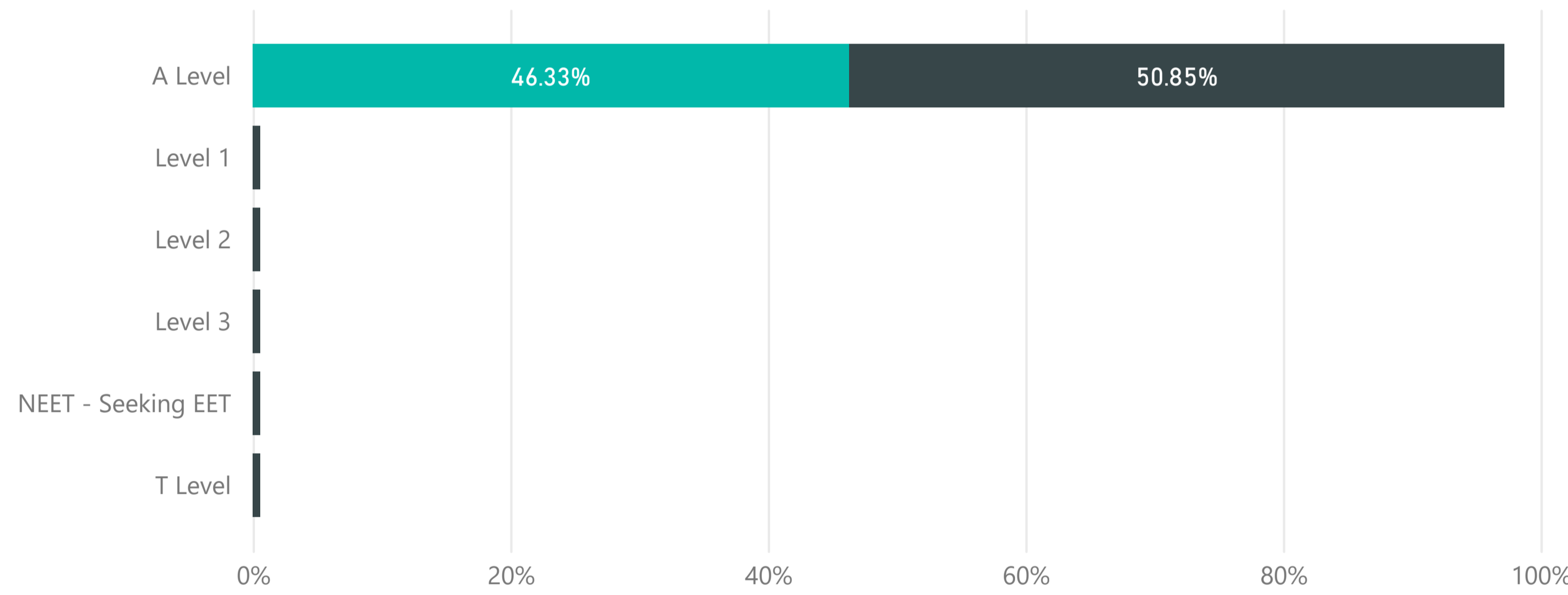
School Name
The Crossley Heath School

Gender by Destination

Gender Destination	Female		Male		Total	
	Count	%	Count	%	Count	%
A Level	82	100.00%	90	94.74%	172	97.18%
Level 1			1	1.05%	1	0.56%
Level 2			1	1.05%	1	0.56%
Level 3			1	1.05%	1	0.56%
NEET - Seeking EET			1	1.05%	1	0.56%
T Level			1	1.05%	1	0.56%
Total	82	100.00%	95	100.00%	177	100.00%

Gender by Destination

Gender ● Female ● Male



School Name

The Crossley Heath School

2025 Ethnicity by Destination: The Crossley Heath School



Ethnicity by Destination

Destination	African	Any Other Asian Background	Any Other Black Background	Any Other Ethnic Group	Any Other Mixed/Multiple Ethnic Background	Any Other White Background	Bangladeshi	Chinese	Indian	Pakistani	Refused to disclose	White & Asian	White & Black African	White & Black Caribbean	White British	Total
A Level	4	11	1	8	8	2	1	3	14	61	4	3	1	1	50	172
Level 1										1						1
Level 2															1	1
Level 3						1										1
NEET - Seeking EET										1						1
T Level										1						1
Total	4	11	1	8	8	3	1	3	14	64	4	3	1	1	51	177

School Name
 ▼

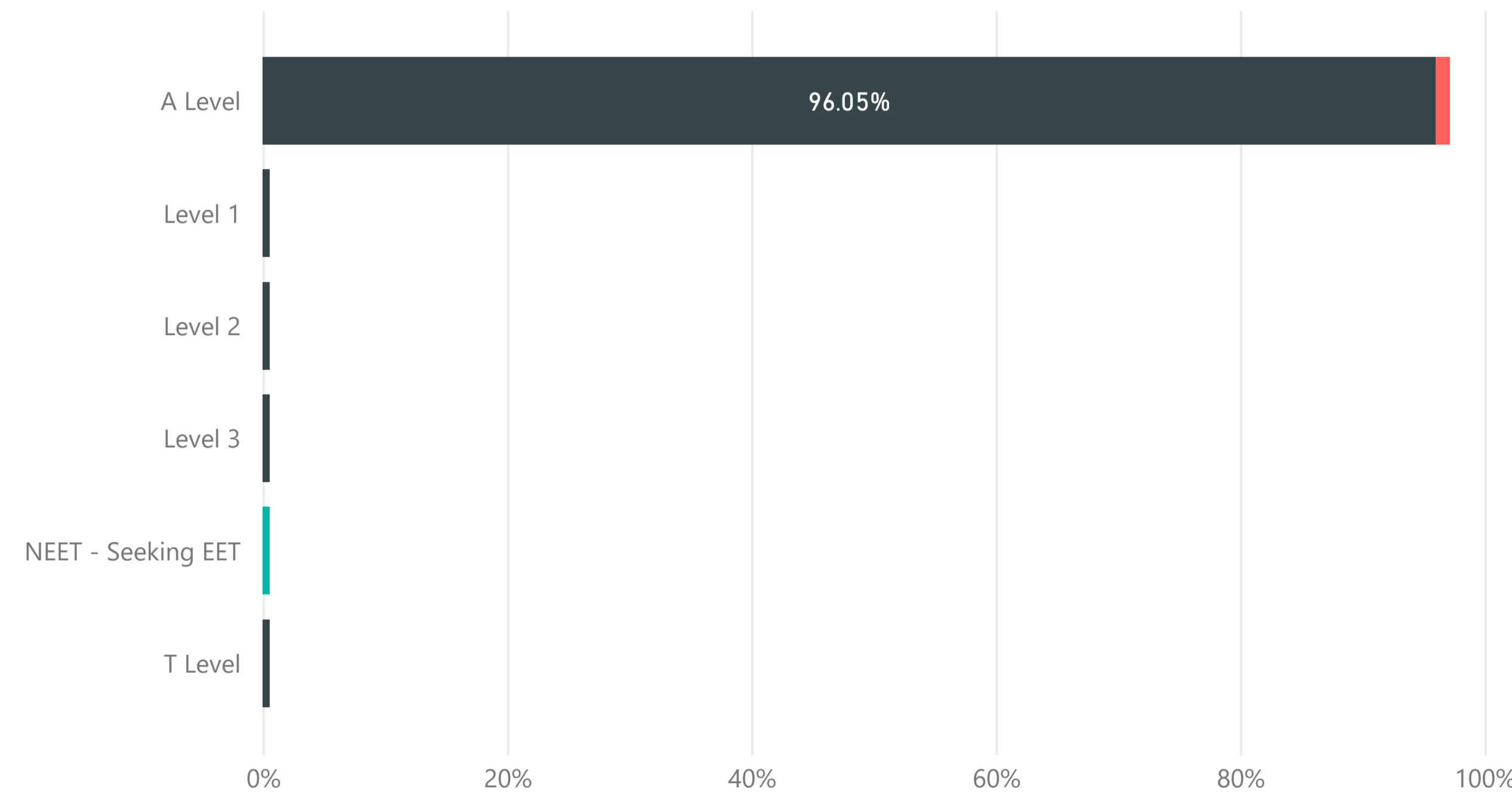
2025 Support Level Destinations: The Crossley Heath School



Support Level Destinations

Support Level Destination	Targeted Count	Targeted %	Universal Count	Universal %	Vulnerable Count	Vulnerable %	Total Count	Total %
A Level			170	97.70%	2	100.00%	172	97.18%
Level 1			1	0.57%			1	0.56%
Level 2			1	0.57%			1	0.56%
Level 3			1	0.57%			1	0.56%
NEET - Seeking EET	1	100.00%					1	0.56%
T Level			1	0.57%			1	0.56%
Total	1	100.00%	174	100.00%	2	100.00%	177	100.00%

Support Level ● Targeted ● Universal ● Vulnerable



School Name

The Crossley Heath School

2025 Education Destinations: The Crossley Heath School



Education Destinations

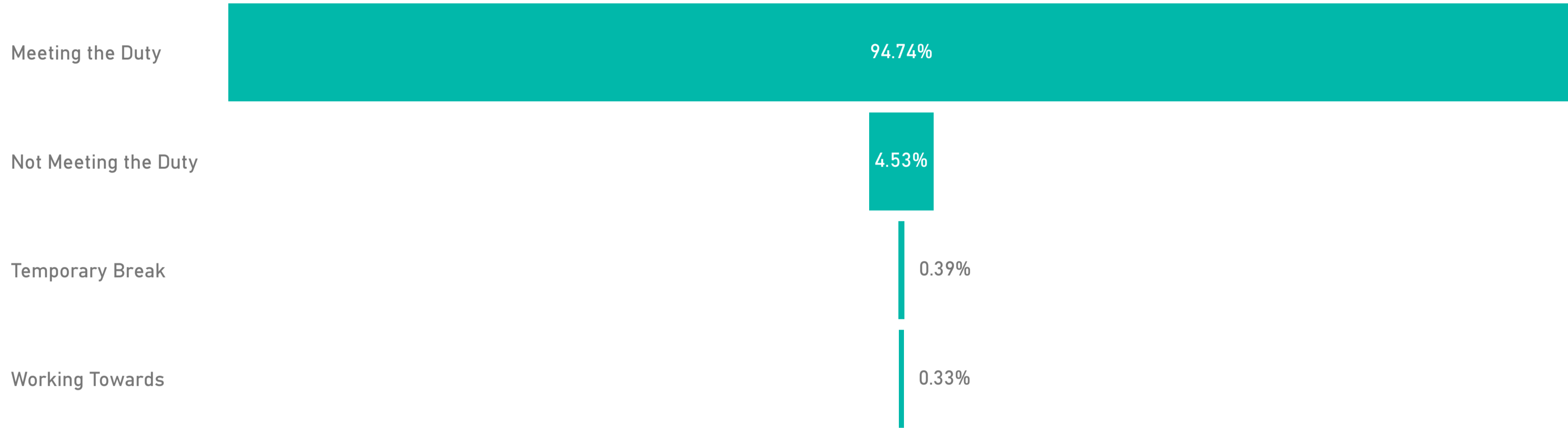
Destination Activity Survey Organisation	A Level		Level 1		Level 2		Level 3		T Level		Total	
	Count	%	Count	%	Count	%	Count	%	Count	%	Count	%
Brighouse High School	1	0.58%									1	0.57%
Calderdale College			1	100.00%	1	100.00%			1	100.00%	3	1.70%
Dixons Sixth Form Academy	1	0.58%									1	0.57%
Education out of area							1	100.00%			1	0.57%
Greenhead College	71	41.28%									71	40.34%
Huddersfield New College	1	0.58%									1	0.57%
Leeds Mathematics School (LMAS)	5	2.91%									5	2.84%
The Crossley Heath School	86	50.00%									86	48.86%
Trinity Sixth Form Academy	6	3.49%									6	3.41%
Woodkirk Academy	1	0.58%									1	0.57%
Total	172	100.00%	1	100.00%	1	100.00%	1	100.00%	1	100.00%	176	100.00%



2025 Participation: Calderdale

School Name
The Crossley Heath School

Activity Survey Destination Measure	Count	%
Meeting the Duty	2883	94.74%
Not Meeting the Duty	138	4.53%
Temporary Break	12	0.39%
Working Towards	10	0.33%
Total	3043	100.00%



School Name

The Crossley Heath School



2025 Activity Survey: Calderdale



LA Table

Status Grouping	Count	% GT
Education	2775	91.19%
A Level	1200	39.43%
Entry Level	28	0.92%
GCSE	15	0.49%
Level 1	451	14.82%
Level 2	397	13.05%
Level 3	529	17.38%
Other Qualification	45	1.48%
T Level	110	3.61%
Employment and Training	146	4.80%
Apprenticeship	105	3.45%
Employment + non accredited training	13	0.43%
Employment +accredited training/pt study	1	0.03%
Employment without training	10	0.33%
Other Training eg. private training organisation	1	0.03%
Part Time Employment	3	0.10%
Re-Engagement Provision	10	0.33%
Self Employment	2	0.07%
Working not for reward with pt study	1	0.03%
NEET Group	61	2.00%
NEET - not yet ready for work / learning	23	0.76%
NEET - Seeking EET	22	0.72%
NEET Not available to labour market/learning - illness	7	0.23%
NEET Not available to labour market/learning - other reason	2	0.07%
NEET Not available to labour market/learning - parent	3	0.10%
NEET Not available to labour market/learning - pregnancy	2	0.07%
NEET Not available to labour market/learning - young carer	1	0.03%
Working not for reward	1	0.03%
Unknown	61	2.00%
Current situation not known	58	1.91%
Refused to disclose activity	3	0.10%
Total	3043	100.00%

School Table

Status Grouping	Count	% GT
<input type="checkbox"/> Education	176	99.44%
A Level	172	97.18%
Level 1	1	0.56%
Level 2	1	0.56%
Level 3	1	0.56%
T Level	1	0.56%
<input type="checkbox"/> NEET Group	1	0.56%
NEET - Seeking EET	1	0.56%
Total	177	100.00%