

School Name

The Crossley Heath School



Activity Survey 2024

The Crossley Heath School

Activity Survey 2024

Status Grouping	Count	% GT
<input type="checkbox"/> Education	179	100.00%
A Level	170	94.97%
Level 3	7	3.91%
Level 2	1	0.56%
T Level	1	0.56%
Total	179	100.00%

Activity Survey 2023

Status Grouping	Count	% GT
<input type="checkbox"/> Education	176	97.78%
A Level	167	92.78%
Level 3	8	4.44%
T Level	1	0.56%
<input type="checkbox"/> Employment and Training	3	1.67%
Apprenticeship	3	1.67%
<input type="checkbox"/> NEET Group	1	0.56%
NEET Not available to labour market/learning - illness	1	0.56%
Total	180	100.00%

Activity Survey 2022

Status Grouping	Count	% GT
<input type="checkbox"/> Education	183	99.46%
A Level	166	90.22%
GCSE	2	1.09%
Level 2	1	0.54%
Level 3	13	7.07%
T Level	1	0.54%
<input type="checkbox"/> Employment and Training	1	0.54%
Apprenticeship	1	0.54%
Total	184	100.00%

Activity Survey 2021

Status Grouping	Count	% GT
<input type="checkbox"/> Education	179	99.44%
A Level	178	98.89%
Level 3	1	0.56%
<input type="checkbox"/> Employment and Training	1	0.56%
Apprenticeship	1	0.56%
Total	180	100.00%

Activity Survey Destination Measure	Count	% GT
Meeting the Duty	179	100.00%
Total	179	100.00%

Activity Survey Destination Measure	Count	% GT
Meeting the Duty	179	99.44%
Temporary Break	1	0.56%
Total	180	100.00%

Activity Survey Destination Measure	Count	% GT
Meeting the Duty	184	100.00%
Total	184	100.00%

Activity Survey Destination Measure	Count	% GT
Meeting the Duty	180	100.00%
Total	180	100.00%

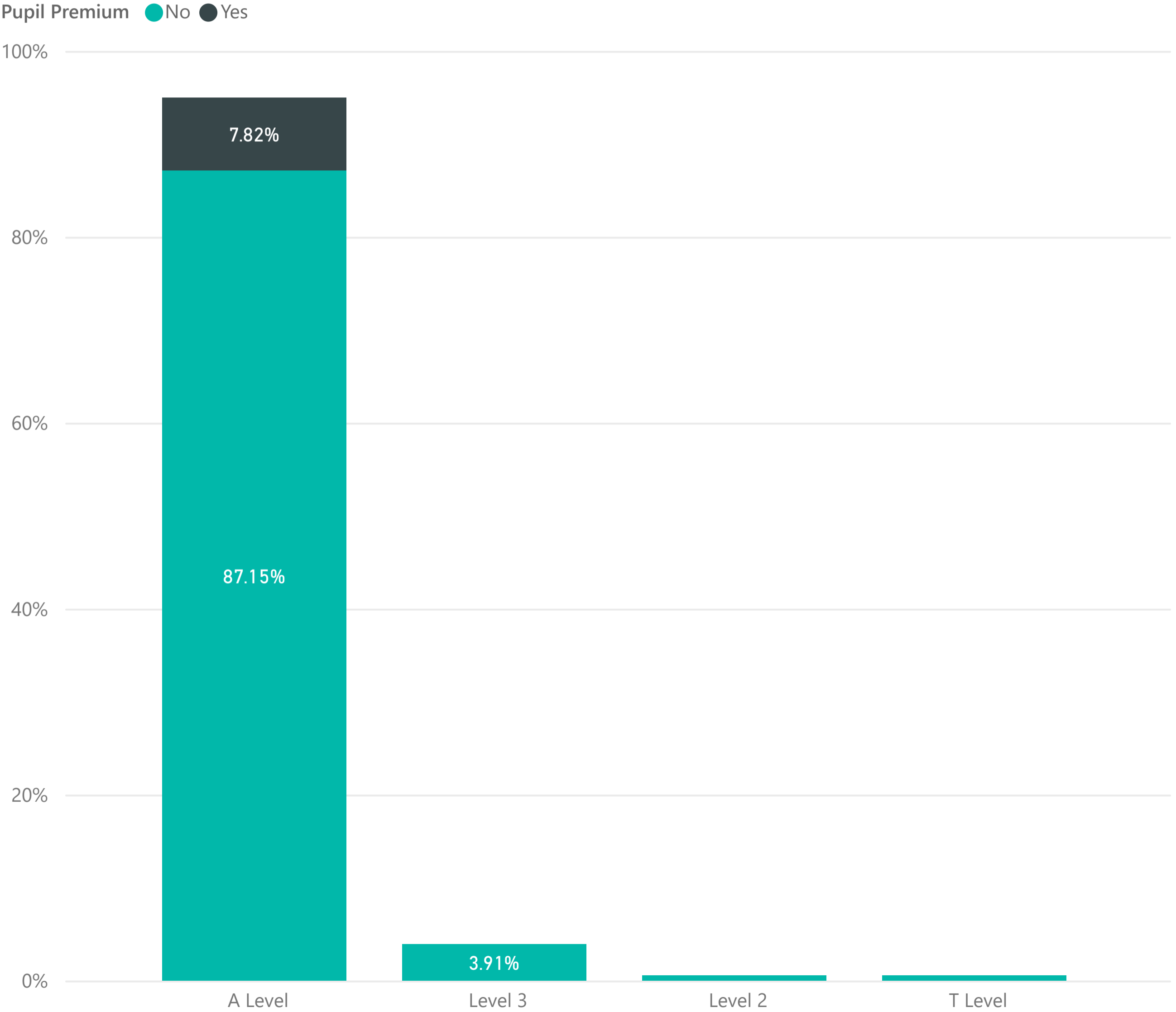
2024 Pupil Premium Destinations: The Crossley Heath School

School Name

Pupil Premium Destinations

Pupil Premium Destination	No		Yes		Total	
	Count	%	Count	%	Count	%
A Level	156	94.55%	14	100.00%	170	94.97%
Level 2	1	0.61%			1	0.56%
Level 3	7	4.24%			7	3.91%
T Level	1	0.61%			1	0.56%
Total	165	100.00%	14	100.00%	179	100.00%

Pupil Premium Destinations



Participation

Pupil Premium Activity Survey Destination Measure	No		Yes		Total	
	Count	%	Count	%	Count	%
Meeting the Duty	165	100.00%	14	100.00%	179	100.00%
Total	165	100.00%	14	100.00%	179	100.00%

2024 Pupil Premium Destinations: The Crossley Heath School

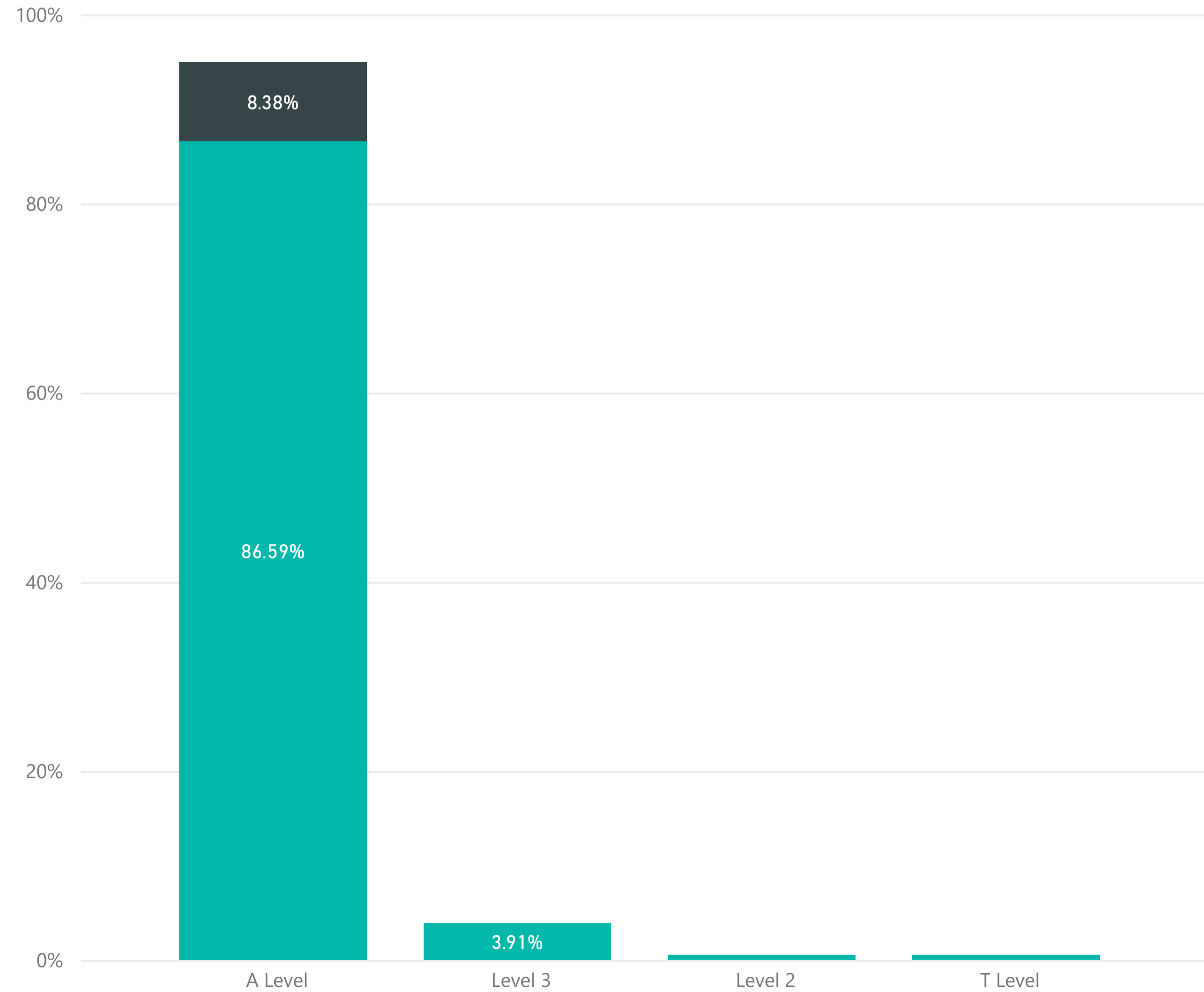
School Name

Free School Meals

Free School Meals Destination	No Count	%	Yes Count	%	Total Count	%
A Level	155	94.51%	15	100.00%	170	94.97%
Level 2	1	0.61%			1	0.56%
Level 3	7	4.27%			7	3.91%
T Level	1	0.61%			1	0.56%
Total	164	100.00%	15	100.00%	179	100.00%

Free School Meals

Free School Meals ● No ● Yes



Participation

Free School Meals Activity Survey Destination Measure	No Count	%	Yes Count	%	Total Count	%
Meeting the Duty	164	100.00%	15	100.00%	179	100.00%
Total	164	100.00%	15	100.00%	179	100.00%



2024 SEN Destinations: The Crossley Heath School

School Name

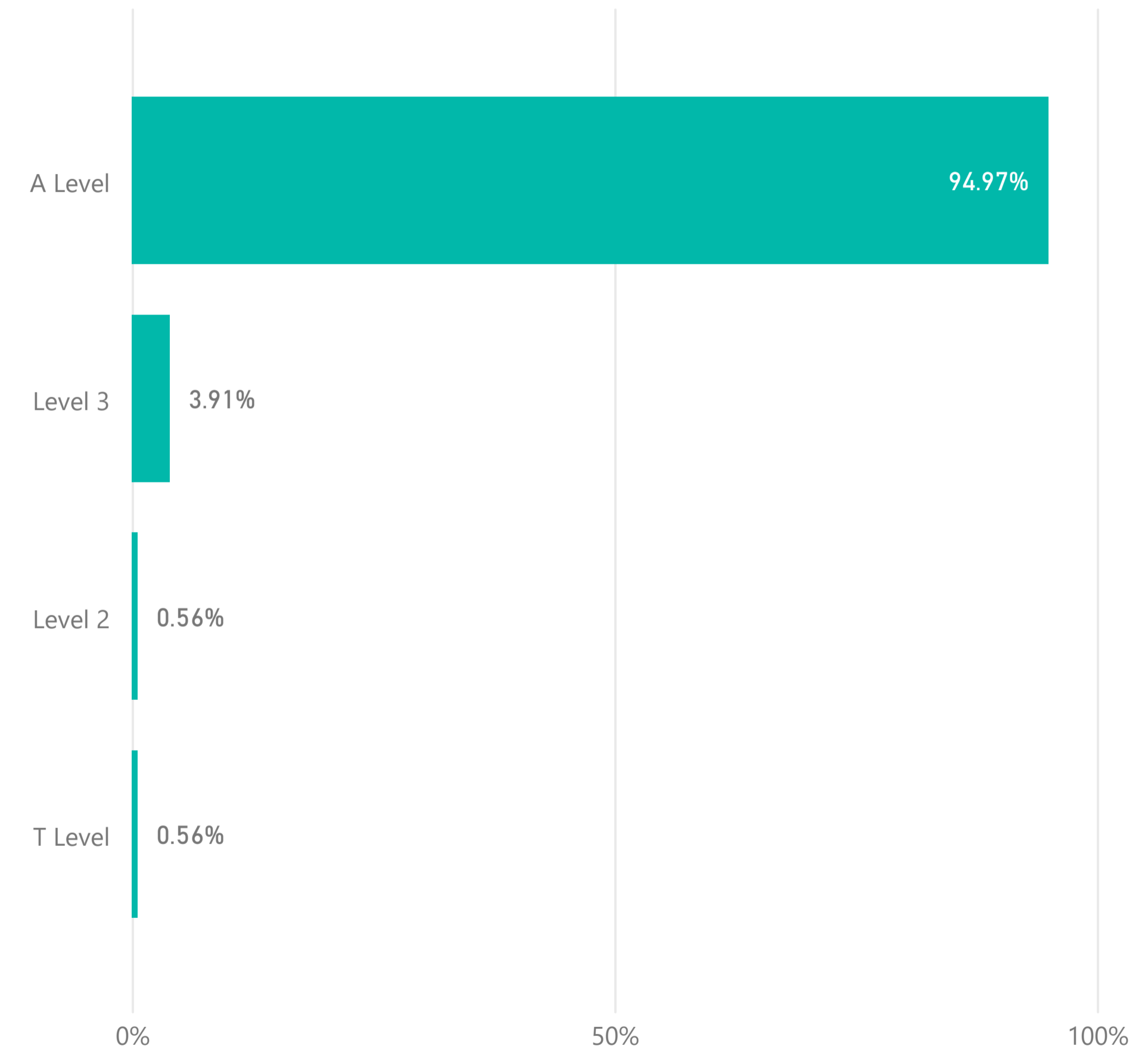
The Crossley Heath School

SEN Destinations

SEND Grouping Destination	No SEND Count	%	Total Count	%
A Level	170	94.97%	170	94.97%
Level 2	1	0.56%	1	0.56%
Level 3	7	3.91%	7	3.91%
T Level	1	0.56%	1	0.56%
Total	179	100.00%	179	100.00%

SEN Destinations

SEND Grouping ● No SEND



School Name

The Crossley Heath School



2024 Gender by Destination: The Crossley Heath School

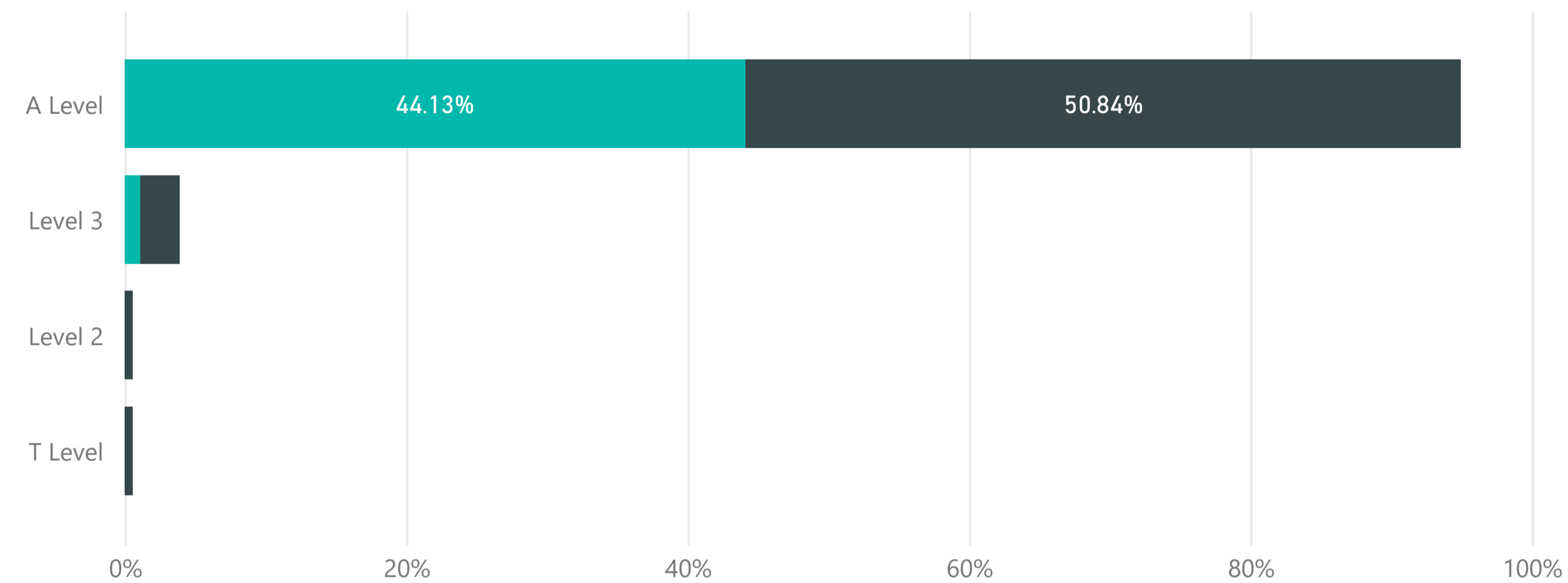


Gender by Destination

Gender Destination	Female Count	Female %	Male Count	Male %	Total Count	Total %
A Level	79	97.53%	91	92.86%	170	94.97%
Level 2			1	1.02%	1	0.56%
Level 3	2	2.47%	5	5.10%	7	3.91%
T Level			1	1.02%	1	0.56%
Total	81	100.00%	98	100.00%	179	100.00%

Gender by Destination

Gender ● Female ● Male



School Name

The Crossley Heath School

2023 Ethnicity by Destination: The Crossley Heath School



Ethnicity by Destination

Destination	Any Other Asian Background	Any Other Black Background	Any Other White Background	Bangladeshi	Black African	Chinese	Indian	Pakistani	Refused to disclose	White & Asian	White British	Total
A Level	10	1	3	7	1	4	16	61	4	5	58	170
Level 2				1								1
Level 3								1		1	5	7
T Level							1					1
Total	10	1	3	8	1	4	17	62	4	6	63	179



2024 Support Level Destinations: The Crossley Heath School

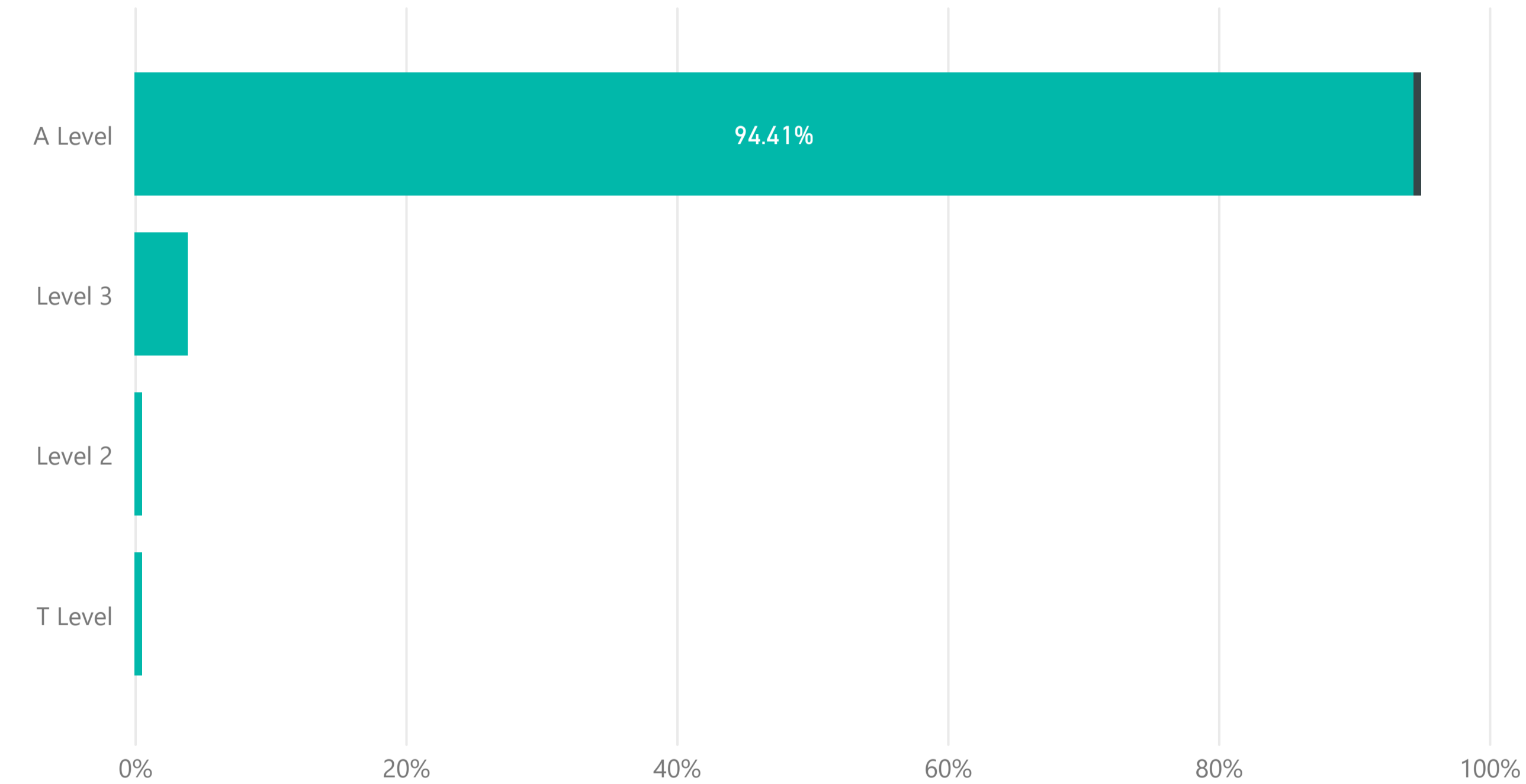
School Name

The Crossley Heath School

Support Level Destinations

Support Level Destination	Universal		Vulnerable		Total	
	Count	%	Count	%	Count	%
A Level	169	94.94%	1	100.00%	170	94.97%
Level 2	1	0.56%			1	0.56%
Level 3	7	3.93%			7	3.91%
T Level	1	0.56%			1	0.56%
Total	178	100.00%	1	100.00%	179	100.00%

Support Level ● Universal ● Vulnerable



School Name

The Crossley Heath School

2024 Education Destinations: The Crossley Heath School



Education Destinations

Destination Activity Survey Organisation	A Level		Level 2		Level 3		T Level		Total	
	Count	%	Count	%	Count	%	Count	%	Count	%
Bishop Burton College					2	28.57%			2	1.12%
Bradford Grammar School	1	0.59%							1	0.56%
Burnley College					1	14.29%			1	0.56%
Calderdale College			1	100.00%	1	14.29%	1	100.00%	3	1.68%
Education outside England					1	14.29%			1	0.56%
Greenhead College	71	41.76%							71	39.66%
Heckmondwike Grammar School	1	0.59%							1	0.56%
Huddersfield New College	3	1.76%							3	1.68%
Leeds College Of Building					1	14.29%			1	0.56%
Rochdale Sixth Form College	1	0.59%							1	0.56%
The Brooksbank School					1	14.29%			1	0.56%
The Crossley Heath School	86	50.59%							86	48.04%
Trinity Sixth Form Academy	7	4.12%							7	3.91%
Total	170	100.00%	1	100.00%	7	100.00%	1	100.00%	179	100.00%

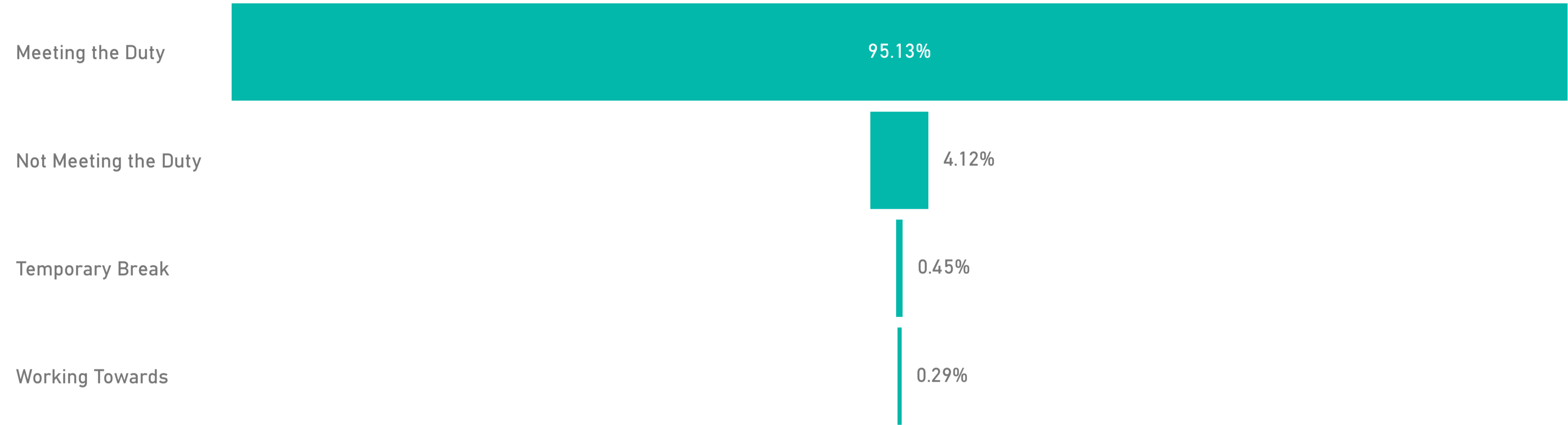


2024 Participation: Calderdale

School Name

The Crossley Heath School

Activity Survey Destination Measure	Count	%
Meeting the Duty	2931	95.13%
Not Meeting the Duty	127	4.12%
Temporary Break	14	0.45%
Working Towards	9	0.29%
Total	3081	100.00%



School Name

The Crossley Heath School

2024 Activity Survey: Calderdale



LA Table

Status Grouping	Count	% GT
Education	2797	90.78%
A Level	1248	40.51%
Entry Level	29	0.94%
GCSE	14	0.45%
Level 1	403	13.08%
Level 2	435	14.12%
Level 3	547	17.75%
Other Qualification	29	0.94%
T Level	92	2.99%
Employment and Training	183	5.94%
Apprenticeship	132	4.28%
Employment + non accredited training	17	0.55%
Employment without training	16	0.52%
Other Training eg. private training organisation	2	0.06%
Part Time Employment	8	0.26%
Re-Engagement Provision	8	0.26%
NEET Group	68	2.21%
NEET - not yet ready for work / learning	22	0.71%
NEET - Seeking EET	29	0.94%
NEET Not available to labour market/learning - illness	13	0.42%
NEET Not available to labour market/learning - other reason	2	0.06%
NEET Not available to labour market/learning - parent	1	0.03%
NEET Start date agreed (RPA compliant)	1	0.03%
Unknown	33	1.07%
Current situation not known	33	1.07%
Total	3081	100.00%

School Table

Status Grouping	Count	% GT
<input type="checkbox"/> Education	179	100.00%
A Level	170	94.97%
Level 2	1	0.56%
Level 3	7	3.91%
T Level	1	0.56%
Total	179	100.00%